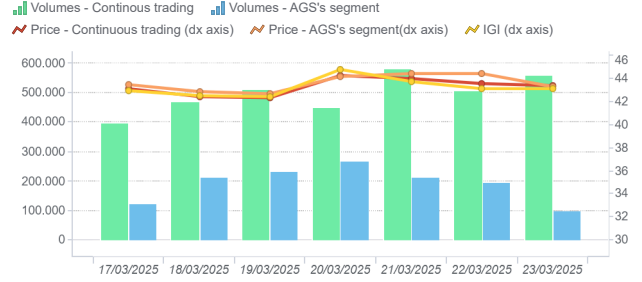


Day-Ahead Gas Market (MGP-GAS)

	Average price (€/MWh)	Change Price	Minimum price	Maximum price	Total Volumes (MWh)	Volumes change	Daily product	WE Product
Continuous trading	43,32	2,9%	41,80	45,35	3.451.800	8,0%	2.558.664	893.136
AGS's segment	43,66	2,9%	42,70	44,50	1.321.392	115,3%	1.321.392	0

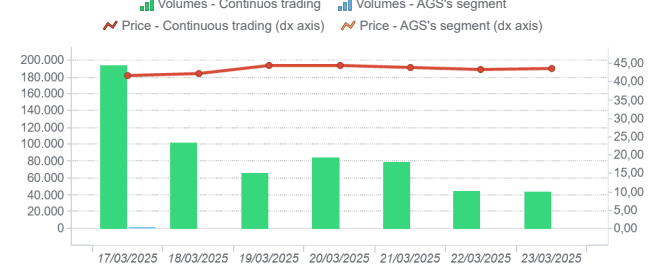
MGP- Volumes (MWh) and Price (€/MWh)



Intra-Day Gas Market (MI-GAS)

	Average price (€/MWh)	Change Price	Minimum price	Maximum price	Total Volumes (MWh)	Volumes change	Purchases SRG (MWh)	Sales SRG (MWh)
Continuous trading	43,43	2,0%	40,41	46,00	612.456	-31,0%		
AGS's segment					0		0,00	0

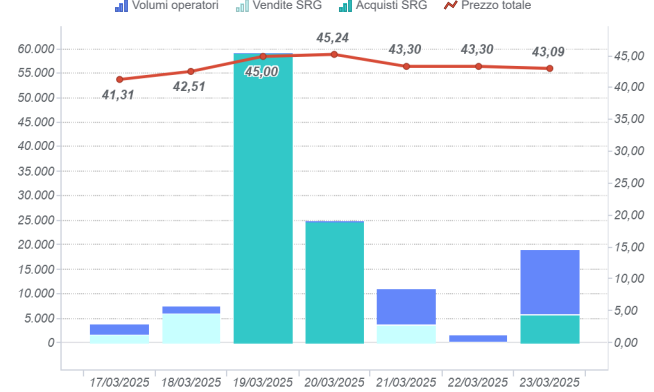
MI - Volumes (MWh) and Price (€/MWh)



Market for the trading of gas stored (MGS-GAS)

		Week 11	Week 12
Price €/MWh (1)	Stogit	42,67	43,39
	Edison stoccaggio		
	Total	42,67	43,39
Volumes MWh	Stogit	75.646	125.650
	Edison stoccaggio	0	0
	Totale	75.646	125.650
SRG. Activity MWh	Purchases	48.238	89.024
	Balancing (2)	48.238	89.024
	Other purchases (3)		
	Sales	20.512	10.554
	Balancing (2)	20.512	10.554
	Other purchases (3)		

Market for the trading of gas stored (MGS-GAS)



1) The Total price is calculated as a weighted average price for the total volumes exchanged in each storage system.
 2) To securely manage any expected deviations between overall network injections and withdrawals pursuant to Art. 2.5 of Annex A, AEEGSI's Resolution 312/2016/R/g.
 3) Stored gas trades by Snam Rete Gas (SRG) not included in "Balancing"

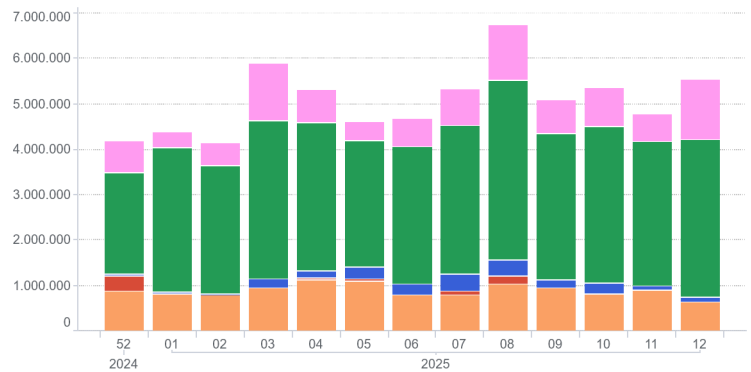
Prices (€/MWh)

IGI (yellow), MGP- AGS's segment (pink), MGP- Continuous trading (green), MGS (blue), MI- AGS's segment (red), MI- Continuous trading (orange)



Volumes (MWh)

MGP- AGS's segment (pink), MGP- Continuous trading (green), MGS (blue), MI- AGS's segment (red), MI- Continuous trading (orange)



Mercato a termine (MT-GAS)

Prodotto	Minimum price (€/MWh)	Maximum price (€/MWh)	Check price*	Check price change (%)	Trades	Volumes (MWh/g)	OTC Registrations	OTC Volumes	Volumes Tot	Change %	Open position (MWh)*	Open position(M Wh/g)*
BoM-2025-03			45,41		0,00	0,00	0,00	0,00	0,00		0,00	0,00
CY-2026			35,98		0,00	0,00	0,00	0,00	0,00		0,00	0,00
M-2025-04			40,70		0,00	0,00	0,00	0,00	0,00		0,00	0,00
M-2025-05			41,67		0,00	0,00	0,00	0,00	0,00		0,00	0,00
M-2025-06			41,51		0,00	0,00	0,00	0,00	0,00		0,00	0,00
Q-2025-02			41,82		0,00	0,00	0,00	0,00	0,00		0,00	0,00
Q-2025-03			40,90		0,00	0,00	0,00	0,00	0,00		0,00	0,00
Q-2025-04			42,26		0,00	0,00	0,00	0,00	0,00		0,00	0,00
Q-2026-01			40,17		0,00	0,00	0,00	0,00	0,00		0,00	0,00
SS-2025			42,62		0,00	0,00	0,00	0,00	0,00		0,00	0,00
WS-2025/2026			40,04		0,00	0,00	0,00	0,00	0,00		0,00	0,00

*Referred to the last session of the week